



DESCRIPTION – BASIC LED250 TEXT

ART NO 117621-54

Basic module is a single sided Scoreboard for indoor sports

The delivery includes:

- 1 pc. Multi-purpose scoreboard with built in siren (indoor use)
- 1 pc. Wall mounting kit according to description 2582
- 1 pc. Instruction 2570
- 1 pc. Remote wireless with radio receiver for the scoreboard
- 1 pc. Software for PC

SPORTS: HANDBALL - BASKETBALL - VOLLEYBALL - FUTSAL - FLOOR BALL -
 TENNIS - TABLE TENNIS - BADMINTON - INDOOR FOOTBALL - BOXING - WRESTLING
 WEIGHTLIFTING - WATERPOLO - TIME KEEPING - GENERAL USE

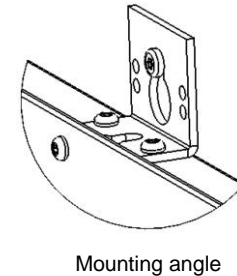
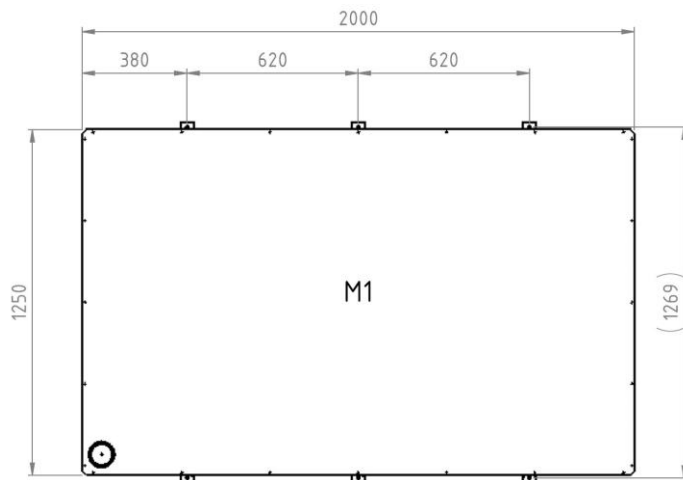


The design makes it suitable for most indoor sports and can also be combined with various add-on modules e.g. Shot Timers for 24-seconds rule in basketball, Penalty units, Individual foul units. It is controlled from our self-instructing remote control unit with pre-programmed rules adapt the control unit to each individual sport. The built in moving text is controlled via software for PC. The included remote control unit is wireless.

Match/Game time	Minutes and seconds, four digits, count-up or down Local day time can be indicated when no game is being played
Game in progress/stopped	Indicated by green/red dot.
Score indication	000-999 (three digits per team) for Basketball and Futsal and 00-99 (two digits per team) for other sports
Period	1-9
Text	Matrix, 16 characters for team name, alternating information or moving text.
Penalty	1 penalty time/team
Serve/ball possession	Indicated with arrows
Foul	1 digit/team for team foul and for basketball these digits also indicate last individual foul and player No (blinking)
Time-out	Count-down of time is indicated instead of match/game time (not in basketball), and by dots
Siren	Built-in. Sounds automatically at finished game, time-out and break pause. By manually pressing a key, the siren can also sound at any requested time
Maintenance	The electronic can easily be removed by loosen two screws in the bottom of the scoreboard.

E 8641 A

MOUNTING



TECHNICAL DATA:

Case:	Aluminium, black
Front:	Polycarbonate, 3mm
Digits:	LED's (SMD)
Digit height:	250 mm (score, time, penalty and teamfoul), 190mm (period)
Text:	Character height 152mm, PC-controlled, connection via RS485
Colour of digits:	Red / Green / Yellow
Colour of fixed text:	Yellow
Size of dots:	Ø 45mm
Colour of dots:	2 yellow and 1 red / team 1 green and 1 red for indication game in progress/stopped
Exterior dimensions of case:	(WxHxD) 2000 x 1250 x 50 mm
Weight:	33 kgs
Reading distance:	Approx. 120 metres
Connection voltage:	230V 50-60 Hz AC
Power supply and electronics:	The electronic can easily be removed by loosen two screws in the bottom of the scoreboard.
Power consumption:	275W
Ambient temperature:	±0° C up to +40°C
Siren:	Built in, 105 dB



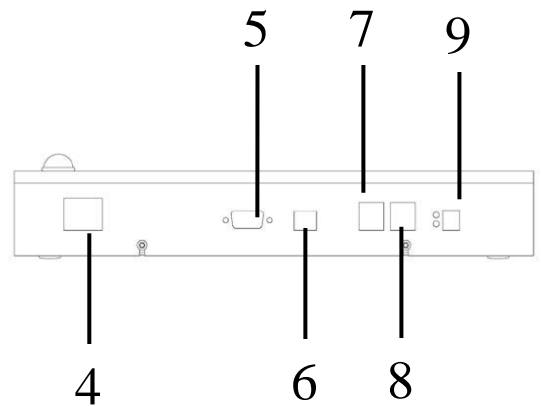
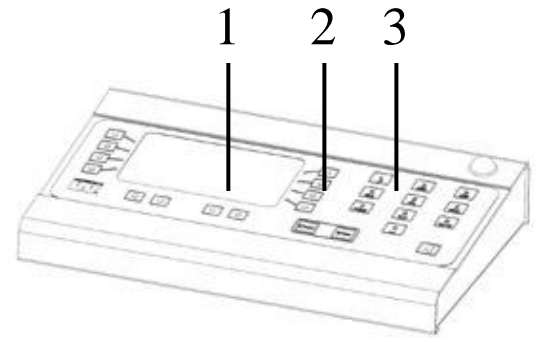
DESCRIPTION: REMOTE CONTROL UNIT BASIC 117600-15

The TFT display shows the same information as the Scoreboard.
Easy to use through pre-programmed international rules.

Remote control Art.No. 117600-15 for wireless operation of Scoreboards

The delivery includes:

- 1 pc. Remote control unit wireless with pre-programmed sports
- 1 pc. Receiver for the Scoreboard



1. TFT display (800 x 480 pixels)
2. Function keys
3. Numeric keys
4. Switch on/off
5. D-sub connector
6. USB connector
7. Connector for start/stop handle
8. Connector for 24-seconds control handle
9. Power connection incl. LED charge indicator,
Battery eliminator is included

TECHNICAL DATA:

Exterior measurements:	(WxHxD) 295 x 195 x 50 mm.
Weight:	1,2 kgs
Ambient temperature:	± 0°C up to +40°C.
Colour	Black casing with blue overlay
Case:	Aluminium
Connection to basic module:	Wireless 2.4 GHz
Mains Power:	230VAC
Battery:	Built in (approx 10h)

OPTION – see separate data sheets

- Start/Stop handle:
- Siren for medium and large halls
- Audio output – for siren
- RS 232 output
- Red/green referee lamps
- 114915-00 Bag for storage of remote

E 8641 A

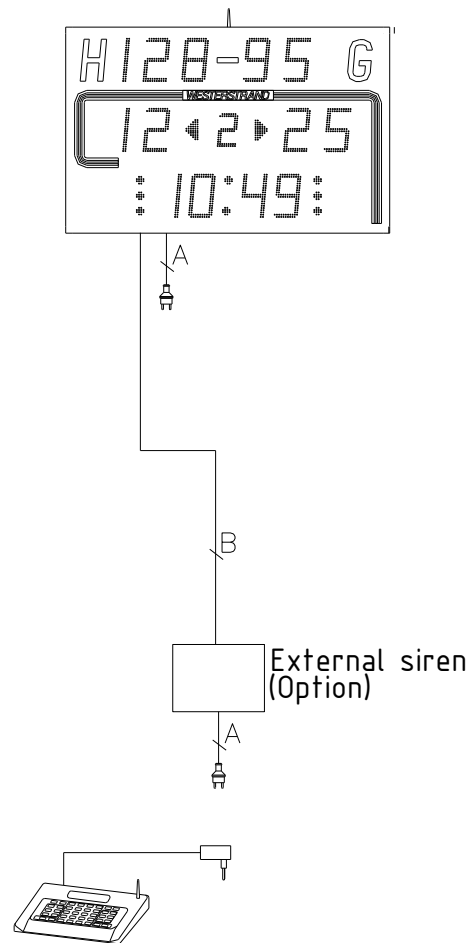
WESTERSTRAND URFABRIK AB Sweden

P.O. Box 133, SE-545 23 TÖREBODA
E-mail: info@westerstrand.se

Tel. +46 506-480 00 Fax +46 506-48051
Internet: www.westerstrand.se



CABLE DIAGRAM



A: The module has a power cord that must be connected to an earthed power outlet with a 10A fuse.

* This cable is supplied in the delivery

cable length m	A	B
< 50		
< 100		
< 150		
< 250		CAT5
connect. diag.		2723
remark		UTP

We reserve the right to make changes at any time.

E 8641 A

WESTERSTRAND URFABRIK AB Sweden

P.O. Box 133, SE-545 23 TÖREBODA
E-mail: info@westerstrand.se

Tel. +46 506-480 00 Fax +46 506-48051
Internet: www.westerstrand.se