

WESTERSTRAND SPORTS SYSTEMS
Section Multi-purpose Scoreboards – LED



DESCRIPTION – BASIC LED190 TEXT ART NO 117601-52

Basic module is a single sided Scoreboard for indoor sports

The delivery includes:

- 1 pc. Multi-purpose scoreboard with built in siren (indoor use)
- 1 pc. Wall mounting kit according to description 2582
- 1 pc. Instruction 2570
- 1 pc. Hard wired remote
- 1 pc. Software for PC

SPORTS: HANDBALL - BASKETBALL - VOLLEYBALL - FUTSAL - FLOOR BALL -
TENNIS - TABLE TENNIS - BADMINTON - INDOOR FOOTBALL - BOXING - WRESTLING
WEIGHTLIFTING - WATERPOLO - TIME KEEPING - GENERAL USE



The design makes it suitable for most indoor sports and can also be combined with various add-on modules e.g. Shot Timers for 24-seconds rule in basketball, Penalty units, Individual foul units. It is controlled from our self-instructing remote control unit with pre-programmed rules which adapt the control unit to each individual sport. The built in moving text is controlled via software for PC. The included remote control unit is hard wired, connection to Scoreboard acc to diagram on page 4.

| | |
|---------------------------------|---|
| Match/Game time | Minutes and seconds, four digits, count-up or down Local day time can be indicated when no game is being played |
| Game in progress/stopped | Indicated by green/red dot. |
| Score indication | 000-999 (three digits per team) for Basketball and Futsal and 00-99 (two digits per team) for other sports |
| Period | 1-9 |
| Text | Matrix, 18 characters for team name, alternating information or moving text. |
| Penalty | 1 penalty time/team |
| Serve/ball possession | Indicated with arrows |
| Foul | 1 digit/team for team foul and for basketball these digits also indicate last individual foul and player No (blinking) |
| Time-out | Count-down of time is indicated instead of match/game time (not in basketball), and by dots |
| Siren | Built-in. Sounds automatically at finished game, time-out and break pause. By manually pressing a key, the siren can also sound at any requested time |
| Maintenance | The electronic can easily be removed by loosen two screws in the bottom of the scoreboard. |

More detailed description of the function for each individual sports available on separate data sheets.
We reserve the right to make changes at any time.

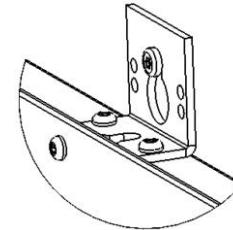
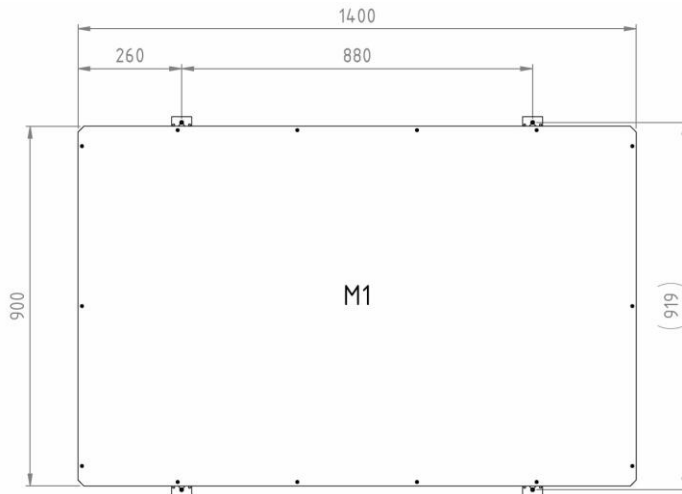
WESTERSTRAND URFABRIK AB Sweden

P.O. Box 133, SE-545 23 TÖREBODA
E-mail: info@westerstrand.se

Tel. +46 506-480 00 Fax +46 506-48051
Internet: www.westerstrand.se



MOUNTING



Mounting angle

TECHNICAL DATA:

| | |
|-------------------------------|--|
| Case: | Aluminium, black |
| Front: | Polycarbonate, 3mm |
| Digits: | LED's (SMD) |
| Digit height: | 190 mm (score, time, penalty and teamfoul), 140mm (period) |
| Text | Character height 94/82mm. Controlled via software for PC. Connection via RS485. |
| Colour of digits: | Red / Green / Yellow |
| Colour of text: | Yellow |
| Size of dots: | Ø 25mm |
| Colour of dots: | 2 yellow and 1 red / team 1 green and 1 red for indication game in progress/stopped |
| Exterior dimensions of case: | (WxHxD) 1400 x 900 x 50 mm |
| Weight: | 17 kgs |
| Reading distance: | Approx. 75 metres |
| Connection voltage: | 230V 50-60 Hz AC |
| Power supply and electronics: | The electronic can easily be removed by loosen two screws in the bottom of the scoreboard. |
| Power consumption: | 200W |
| Ambient temperature: | ±0° C up to +40°C |
| Siren: | Built in, 105 dB |

WESTERSTRAND URFABRIK AB Sweden

P.O. Box 133, SE-545 23 TÖREBODA
E-mail: info@westerstrand.se

Tel. +46 506-480 00 Fax +46 506-48051
Internet: www.westerstrand.se



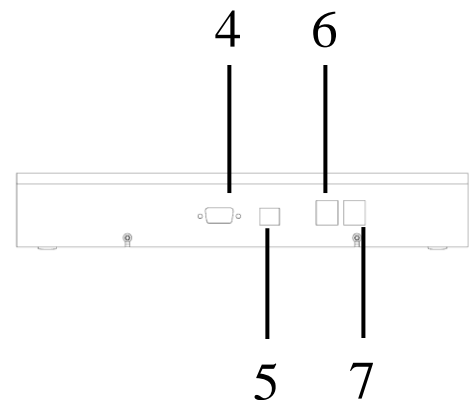
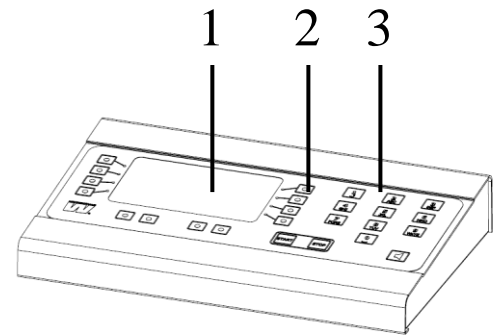
DESCRIPTION: REMOTE CONTROL UNIT BASIC 117600-05

The TFT display shows the same information as the Scoreboard.
Easy to use through pre-programmed international rules.

Remote control Art.No. 117600-05 for hardwired operation of Scoreboards

The delivery includes:

- 1 pc. 22497-00 Remote control unit with pre-programmed sports
- 1 pc. 40536-42 Connection box



1. TFT display (800 x 480 pixels)
2. Function keys
3. Numeric keys
4. D-sub connector
5. USB connector
6. Connector for 24-seconds control handle
7. Connector for start/stop handle

TECHNICAL DATA:

Exterior measurements:

(WxHxD) 295 x 195 x 50 mm.

Weight:

1,2 kgs

Ambient temperature:

± 0°C up to +40°C.

Colour

Black casing with blue overlay

Case:

Aluminium

Connection to basic module:

See block diagram on next page. 3,0 metre cable with 5-polar audio connector and connection box are included in the shipment.

OPTION – see separate data sheets

- Start/Stop handle:
- Siren for medium and large halls
- Audio output – for siren
- RS 232 output
- Red/green referee lamps
- 114915-00 Bag for storage of remote

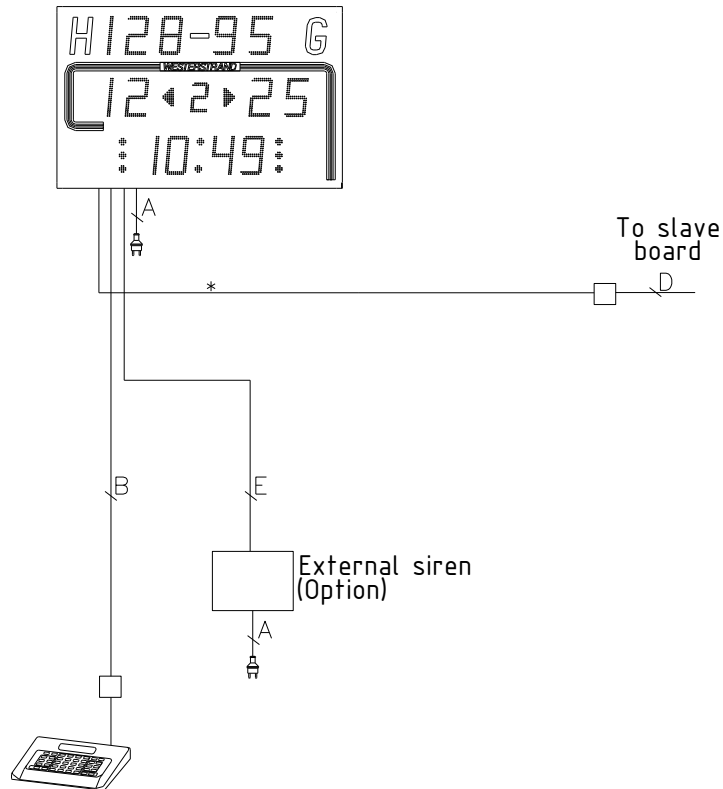
WESTERSTRAND URFABRIK AB Sweden

P.O. Box 133, SE-545 23 TÖREBODA
E-mail: info@westerstrand.se

Tel. +46 506-480 00 Fax +46 506-48051
Internet: www.westerstrand.se



CABLE DIAGRAM



A: The module has a power cord that must be connected to an earthed power outlet with a 10A fuse.

* This cable is supplied in the delivery

| cable length m | A | B | | D | E | * |
|-------------------|------------|-----------|--|-----------|---------|------|
| < 50 | Power cord | 4 x 0,5 | | | | RJ12 |
| < 100 | | 4 x 1,0 | | | | |
| < 150 | | 4 x 1,5 | | | | |
| < 250 | | 4 x 2,5 | | Cat 5/6 | Cat 5/6 | |
| connect. diagr. | | 086363-03 | | 085170-09 | 2723 | 2723 |
| remark | | Shielded | | UTP | UTP | |

We reserve the right to make changes at any time.

WESTERSTRAND URFABRIK AB Sweden

P.O. Box 133, SE-545 23 TÖREBODA
E-mail: info@westerstrand.se

Tel. +46 506-480 00 Fax +46 506-48051
Internet: www.westerstrand.se